



# REPORT ON CRIME 1984

---

**Report for the year ended 31 December, 1984.  
Commissioner, Garda Síochána, to the Minister for Justice.**

---

**GARDA SÍOCHÁNA,  
HEADQUARTERS,  
DUBLIN, 8.**

**JUNE 1985**

Dublin  
Published by the Stationery Office

---

To be purchased from the  
Government Publications Sale Office,  
G.P.O. Arcade, Dublin

or through any bookseller.

(Pl. No. 3214).....Price 1.25p

---

Produced & Printed at Garda H.Qrs. D.B.

# REPORT ON CRIME 1984

---

**Report for the year ended 31 December, 1984.  
Commissioner, Garda Síochána, to the Minister for Justice.**

---

GARDA SÍOCHÁNA,  
HEADQUARTERS,  
DUBLIN, 8.

JUNE 1985

## Contents

	Page
Foreword.....	1-2
<b>INDICTABLE OFFENCES</b>	
Recorded and Detected 1975 - 1984.....	3
Recorded and Detected 1983 - 1984.....	3
Crime Rate per Garda Division.....	4
Map - Indictable Offences per 1,000 population.....	5
Recorded and detected by Garda Divisions.....	9
Known to the Gardai 1984.....	10-16
Value of property stolen and recovered.....	17
<b>OFFENCES AGAINST THE PERSON</b>	
Recorded and Detected 1980 - 1984.....	6
Murder and Manslaughter.....	6
Analyses of Murders.....	18
Traffic Fatalities.....	6
<b>OFFENCES AGAINST PROPERTY WITH VIOLENCE</b>	
Recorded and Detected 1980 - 1984.....	6
Robbery, Arson and Malicious Damage.....	7
Burglary.....	7
Analyses of Aggravated Burglaries involving use of Firearms and Armed Robberies.....	19
<b>OFFENCES AGAINST PROPERTY WITHOUT VIOLENCE (LARCENIES ETC.)</b>	
Larcenies.....	7
Recorded and Detected 1980 - 1984.....	7
<b>OTHER INDICTABLE OFFENCES</b>	
Recorded and Detected 1980 - 1984.....	7
Age Groups - Convicted Persons.....	8
<b>NON INDICTABLE OFFENCES</b>	
Proceedings and Persons.....	22 - 24
Non-Indictable Offences by Division.....	25
Principal Non-Indictable Offences.....	25
Arms, Ammunition and Explosives Seized.....	20
Scenes of Crime Examination.....	20
Forensic Science.....	20
Missing Persons.....	20
Dog Handlers.....	20
Crime Prevention.....	26
Juvenile Liaison Scheme.....	26-27
Community Relations.....	27
Drugs.....	27-30
Sub Aqua.....	28
'999' Emergency Service.....	28
Stolen Motor Vehicle Investigation Unit.....	28
Road Traffic.....	28
Public Relations and Press Office.....	28
Traffic Offences - Drink and Driving.....	32-33
'Fines on the Spot' notices - issued in 1984.....	33
'Fines on the Spot' notices - Parking Violations.....	34
<b>APPENDICES</b>	
Appendix A - Indictable Offences Recorded and Detected 1975-1984.....	35
Appendix B - Non-Indictable Offences - Proceedings and Persons Convicted, 1980-1984.....	35

The Minister for Justice

Sir,

*The following is the annual report on crime which came to the notice of the Garda Síochána during the year ending the 31st December 1984.*

*I am pleased to report that there was an overall decrease in indictable crime of 2.6% in comparison to the figure for 1983. This was the first reduction in crime since 1978 and is a very welcome development. The total number of indictable offences recorded for 1984 was 99,727. Despite the reduction the incidence of crime remains at a very high level.*

*The largest decrease (4.0%) was at Group III, Larcenies etc. Larcenies from unattended vehicles again showed a decrease (7.6% over 1983). This continuous decrease is no doubt due, in part at least, to an increasing awareness on the part of the public of the risk of leaving property unattended and exposed to view in motor vehicles. The "Garda Patrol" television programme through its constant airing of this theme would probably have contributed in a big way to this awareness. Larcenies from unattended vehicles account for 18% of overall crime. Offences at Group II, i.e. Offences Against Property with Violence, (which includes burglary, robbery, etc.) show a slight decrease of 0.9%. Whereas simple burglaries decreased by 1.7%, there was a marked increase of 313 in crimes of aggravated burglary (i.e. where firearms or other offensive weapons were carried). Of the 1,129 aggravated burglaries in 1984, only 235 referred to dwelling-houses; the remainder relating to business premises, warehouses etc. The increase in aggravated burglary may be due to a heightening expectation on the part of the burglar that his entry could meet with some opposition. Groups I and IV, (Offences against the Person and Miscellaneous Offences) increased by 1.1% and 3.2% respectively.*

*Firearms were carried in the commission of 440 crimes, an increase of 15 on previous year. Armed crime at Banks increased by 3 (from 7 to 10) while Armed Crime at Post Offices decreased by 4 (from 36 to 32).*

*During the year 1,369 persons were found in illegal possession of drugs and there were 1,704 seizures compared to 1,822 persons and 2,278 seizures in the previous year, decreases of 24.9% and 25.2% respectively. At the end of December, 1984, a total of 1,949 members of the Force had undergone a Course on Drugs at Garda Headquarters since the inception of the Course early in 1981. During the year four additional dogs were trained for drug detection bringing the total to five, four of which were allocated to the Drug Unit at Dublin and one at Cork City. There are some indications that the drug menace is being brought under control, but there can be no relaxation of effort here. Everything possible is being done to counteract this menace. Training methods are being constantly up-dated and close contact is being maintained with the international scene.*

*During the year 23 murders were committed, 22 of which were detected.*

*Of the total number of persons convicted for 1984 crimes or dealt with by way of caution under the Juvenile Liaison Scheme, 3,924 were juveniles (under 17 years) i.e. 29.1%. It is my intention to continue to boost the Juvenile Liaison Scheme and to encourage its growth as I believe that it has significant potential for youth betterment.*

*There were 434 fatal traffic accidents during the year resulting in the deaths of 465 people. I am pleased to record that these figures show a decrease of 52 in the number of fatal accidents and 70 in the number of persons killed compared with figures for the previous year. However, despite this decrease, the figures give cause for concern.*

*Regretably, again this year we record the murder of a member of the Force, Detective Garda Hand, who died courageously at the scene of an armed Post Office robbery in August. A number of men subsequently appeared in Court charged in connection with this murder.*

*The Dublin Metropolitan Area accounted for 57.8% of the total crime. There was an overall decrease of 4.8% in crime in the Dublin area in comparison to the year 1983.*

*It is considered that the introduction of the Neighbourhood Watch Scheme in certain areas in Dublin City and the increased patrolling by uniformed members in urban areas have helped to reduce the crime rate. Arrangements are being made to extend the Neighbourhood Watch Scheme to the rest of the Dublin Metropolitan Area and other suitable areas throughout the country. To be successful this scheme requires a sense of commitment from both the local community and the Gardaí. Everything possible will be done by the Gardaí to ensure its success. It is hoped that (a) the extension of this scheme; (b) the introduction of the new National Communications Network, and (c) the present policy of having a greater Garda presence in areas of high crime will help to reduce crime.*

*The end of the year under review produced an upsurge in a most despicable type of crime in the form of attacks on the elderly, particularly those residing in remote areas. Such acts of violence against the most vulnerable section of our society have been a matter of grave concern to the Gardaí and community alike. Special measures were taken by the Gardaí in this matter and in rural areas "Community Alert" a project developed in conjunction with Muintir na Tire, which utilises the resources of rural organisations, was encouraged for the protection of the elderly and proved successful.*

*Again in recent times there has been a marked increase in the number of so-called "joyriding" escapades. Sadly in some instances these have resulted in death and serious injury. With the determination and goodwill of all concerned this problem is being tackled vigorously. Many remedies have been suggested but the rule of law must be observed in these as in others where harsh remedial measures would seem to be called for. The public may be assured in this regard that all the necessary measures which are legally permissible will be brought to bear in dealing with this menace to society.*

*I should like to place on record the valuable co-operation received from Community Organisations and the public in general during 1984.*

*Yours respectfully,*

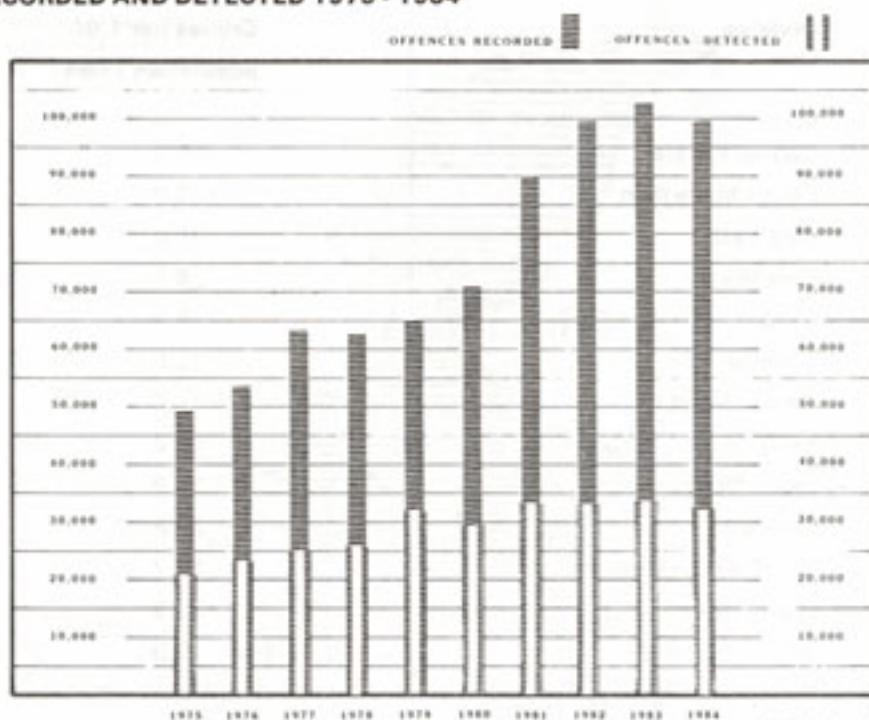


**Commissioner**

## INDICTABLE OFFENCES

Indictable offences which came to the notice of the Garda Síochána during the year ended 31st. December, 1984 numbered 99,727 as compared with 102,387 in the year ended 31st. December, 1983, a decrease of 2.6%.

### OFFENCES RECORDED AND DETECTED 1975 - 1984



See Appendix "A"

The figures for indictable offences are broken down in the following table:-

Indictable Offences	Offences Recorded		Change	Offences Detected	
	1984	1983		1984	1983
Offences Against the Person	2,331	2,306	+25 (1.1%)	1,912 (82.0%)	1,912 (82.9%)
Offences Against Property with Violence	41,003	41,364	-361 (0.9%)	12,008 (29.3%)	12,972 (31.4%)
Larcenies, etc.	55,945	58,283	-2,338 (4.0%)	17,932 (32.1%)	18,479 (31.7%)
Other Indictable Offences	448	434	+14 (3.2%)	321 (71.7%)	336 (77.4%)
<b>TOTALS</b>	<b>99,727</b>	<b>102,387</b>	<b>-2,660 (2.6%)</b>	<b>32,173 (32.2%)</b>	<b>33,699 (32.9%)</b>

In the Dublin Metropolitan Area (D.M.A.), 57,664 indictable offences were recorded, a decrease of (4.8%) on the figure for 1983. Of the total crimes recorded in the State 57.8% occurred in the D.M.A.

The D.M.A. has an estimated population of 1,017,897 based on the 1981 census of population, or 29.6% of the total population of the State.

**CRIME RATE**

Based on the 1981 Census of Population, the crime rate per 1,000 of the population was 29.0 with a rate of 56.7 in the D.M.A. and a rate of 17.4 outside the D.M.A. The following table shows the rate for each Division and the Dublin Metropolitan Area which is composed of 5 Divisions.

Division	Crimes per 1,000 population 1984
Carlow/Kildare	18.2
Cavan/Monaghan	7.3
Cork East	35.0
Cork West	8.3
Clare	8.9
Donegal	12.5
Galway West	16.0
Kerry	13.7
Leix/Offaly	10.9
Limerick	29.8
Longford/Westmeath	17.2
Louth/Meath	22.5
Mayo	5.0
Roscommon/Galway East	8.9
Sligo/Leitrim	14.7
Tipperary	16.0
Waterford/Kilkenny	11.5
Wexford	20.7
Dublin Metropolitan Area:	
— Northern	} 56.7
— North Central	
— South Central	
— Southern	
— Eastern	

**DETECTION OF CRIME**

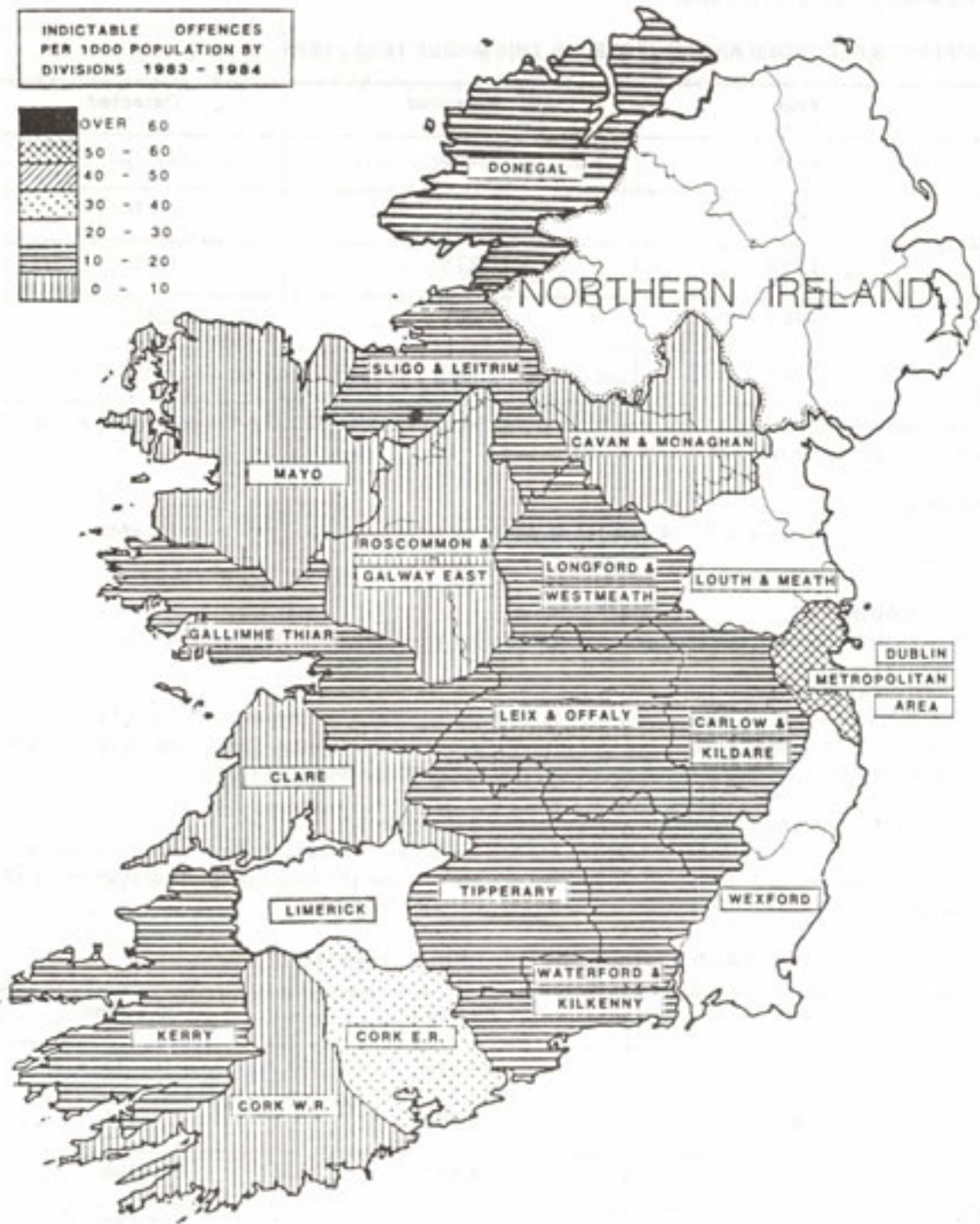

The overall detection rate in 1984 was 32.2% (32.9% in 1983). The detection rate varies from 82.0% in respect of Offences Against the Person to 29.3% in Offences Against Property with Violence.

The total number of indictable offences detected was 32,173. Proceedings were taken in 29,636 cases, and the remaining 2,537 cases (col. 17 of indictable offences table) include cases dealt with under the Juvenile Liaison Scheme.



# AN GARDA SIOCHANA

INDICTABLE OFFENCES  
PER 1000 POPULATION BY  
DIVISIONS 1983 - 1984



Indictable offences per 1,000 population by Divisions 1984

**OFFENCES AGAINST THE PERSON (GROUP I)**

Murder; Manslaughter; Dangerous Driving causing Death; Traffic Fatalities; Possession of firearms with intent to endanger life; Assault and related offences comprise this group.

In 1984 a total of 2,331 offences were recorded in this group, an increase of 1.1% on 1983. The detection rate was 82.0% (82.9% in 1983).

**OFFENCES RECORDED AND DETECTED IN THIS GROUP 1980 - 1984**

Year	Recorded	Detected
1980	2,353	2,073
1981	2,478	2,174
1982	2,275	1,936
1983	2,306	1,912
1984	2,331	1,912

The overall figure of 2,331 Offences Against the Person includes 803 (34.4%) committed in the D.M.A. where the detection rate was 85.5% (87.6% in 1983).

**MURDER**

There were 23 murders in 1984, one (1) of which remains unsolved. There were 8 cases of attempted murder.

**MANSLAUGHTER**

There were 7 cases of manslaughter in 1984, one (1) of which arose out of a traffic accident.

**TRAFFIC FATALITIES**

There were 465 deaths arising from 434 fatal traffic accidents, a decrease of 70 deaths on the 1983 figure of 535. Fourteen persons (7 in 1983) were charged with dangerous driving causing death and 4 persons (3 in 1983) were charged with dangerous driving causing serious bodily injury.

**OFFENCES AGAINST PROPERTY WITH VIOLENCE (GROUP II)**

Offences of burglary, aggravated burglary, robbery, arson and serious malicious damage to property are included in this group. A total of 41,003 offences were recorded in 1984, a decrease of 0.9% on 1983 and the detection rate was 29.3% (31.4% in 1983).

**OFFENCES RECORDED AND DETECTED IN THIS GROUP, 1980 - 1984**

Year	Recorded	Detected
1980	24,878	10,246
1981	28,918	11,181
1982	36,460	12,008
1983	41,364	12,972
1984	41,003	12,008

Of the total number of offences in this Group 21,841 (53.3%) were committed in the D.M.A. where the detection rate was 27.6% (31.1% in 1983).

### ROBBERY AND AGGRAVATED BURGLARY

There were 1,878 robberies in 1984, a decrease of 384 on the previous year. Aggravated burglaries at 1,129 increased by 313 from 816 in 1983. Firearms were used in 79 cases of robbery and 361 cases of aggravated burglary, a decrease of 5 and an increase of 20 respectively, on the figure for 1983. These figures show an overall increase of 15 armed crimes compared to the previous year.

### ARSON AND MALICIOUS DAMAGE

There were 2,655 cases of malicious damage of which 189 cases were arson; 1,313 (49.5%) were detected. In 1983 the total figure for arson was 172, showing an increase for 1984 of 9.9%.

### BURGLARY

Offences of burglary numbered 35,228 of which 9,804 (27.8%) were detected. In 1983, a total of 35,826 offences of this nature were recorded showing a decrease of 1.7% for 1984.

### LARCENIES ETC. (GROUP III)

Larcenies, forgeries and frauds of various kinds comprise this group. In 1984, 55,945 such offences were recorded and this shows a decrease of 2,338 (4.0%) on the figure for 1983. A total of 17,932 (32.1%) of these offences were detected. In 1983 detections amounted to 31.7%.

### OFFENCES RECORDED AND DETECTED IN THIS GROUP 1980 - 1984.

Year	Recorded	Detected
1980	45,298	16,482
1981	57,642	19,089
1982	58,410	18,470
1983	58,283	18,479
1984	55,945	17,932

The overall figure of 55,945 offences recorded in this group includes 34,800 (62.2%) committed in the D.M.A. where detections totalled 8,357 (24%). In 1983 detections in the D.M.A. totalled 9,148 (24.8%). The number of larcenies from unattended vehicles at 17,953 shows a decrease of 1,481 (7.6%) on the figure for the previous year.

### OTHER INDICTABLE OFFENCES (GROUP IV)

This is a miscellaneous crime group in which 448 offences were recorded. A total of 321 (71.7%) of these offences were detected.

When compared with 1983, the overall figure shows an increase of 14 (3.2%). Of the total number of offences recorded, 220 (49.1%) were committed in the D.M.A. and 173 (78.6%) of these were detected.

### OFFENCES RECORDED AND DETECTED IN THIS GROUP 1980 - 1984

Year	Recorded	Detected
1980	253	216
1981	364	310
1982	481	376
1983	434	336
1984	448	321

**CASES PENDING**

There were 15,530 cases of indictable offences pending in the District Court and 450 cases were awaiting trial on 31st. December, 1984, as compared with 15,344 cases pending in the District Court and 632 cases awaiting trial on 31st. December, 1983.

**AGE GROUPS - CONVICTED PERSONS, 1984****A**

Age groups of persons convicted, or against whom the charge was held proved and order made without conviction, in respect of crimes which were pending on 1st. January, 1984.

Under 14 years	14 and under 17 years	17 and under 21 years	21 years and over	Total
172	805	1,528	2,958	5,461

**B**

Age groups of persons convicted, or against whom the charge was held proved and order made without conviction, in respect of crimes which were committed during 1984.

Under 14 years	14 and under 17 years	17 and under 21 years	21 years and over	Total
180	1,212	3,933	5,630	10,935

**TOTAL (A) and (B)**

Under 14 years	14 and under 17 years	17 and under 21 years	21 years and over	Total
332	2,017	5,459	8,588	16,396

Age groups of persons convicted, or against whom the charge was held proved and order made without conviction, in years 1980 - 1984:-

Year	Under 14 years	14 and under 17 years	17 and under 21 years	21 years and over	Total
1980	796	2,198	3,738	6,483	13,215
1981	1,133	3,465	5,960	9,511	20,069
1982	316	2,243	4,800	8,109	15,468
1983	442	2,172	5,899	9,634	18,147
1984	332	2,017	5,459	8,588	16,396

Total number of persons and juveniles (under 17 years of age) convicted or against whom charge was held proved and order made without conviction in years 1980 - 1984

Year	Total number of persons of all ages convicted	Juveniles (under 17 years) convicted
1980	13,215	2,994 (22.7%)
1981	20,069	4,598 (22.9%)
1982	15,468	2,559 (16.5%)
1983	18,147	2,614 (14.4%)
1984	16,396	2,349 (14.3%)

**INDICTABLE OFFENCES RECORDED AND DETECTED BY GARDA DIVISIONS AND FIVE PRINCIPAL CITY AREAS – YEAR ENDED 31st  
DECEMBER 1984**

DIVISION	GROUP I Offences Against the person		GROUP II Offences Against Property with Violence		GROUP III Larcenies etc..		GROUP IV Other Indictable Offences		Total Indictable Offences	% variation on 1983 figures	No. of detections for 1984
	Rec.	Det.	Rec.	Det.	Rec.	Det.	Rec.	Det.			
Carlow/Kildare	95	94	1303	522	1369	832	11	10	2778	+ 1.3	1458 (52.5%)
Cavan/Monaghan	48	45	345	114	358	185	15	8	766	+ 4.5	352 (46.0%)
Cork East	375	334	4217	1034	5349	2249	18	16	9959	+ 13.9	3633 (36.5%)
Cork West	44	41	348	166	481	219	5	5	978	+ 1.0	431 (44.1%)
Clare	25	23	370	139	376	217	4	4	775	- 6.4	383 (49.4%)
Donegal	87	75	740	334	698	353	41	19	1566	+ 19.3	781 (49.9%)
DMA - Northern	198	145	4465	1505	5241	1758	17	15	9921	- 5.2	3423 (34.5%)
North Central	230	119	3900	1111	10682	2556	126	93	14938	- 7.9	3879 (26.0%)
South Central	171	115	3662	1296	9181	2012	44	39	13058	- 3.8	3462 (26.5%)
Southern	168	123	5891	1291	6640	1254	31	25	12730	- 4.6	2693 (21.2%)
Eastern	36	24	3923	836	3056	777	2	1	7017	+ 0.2	1638 (23.3%)
Galway West	70	59	774	156	1007	364	4	4	1855	- 3.0	583 (31.4%)
Kerry	58	51	599	208	1016	348	8	5	1681	-13.9	612 (36.4%)
Leix/Offaly	50	47	488	144	650	362	4	4	1192	-16.2	557 (46.7%)
Limerick	81	74	2304	714	2398	958	36	12	4819	-9.0	1758 (36.5%)
Longford/Westmeath	50	47	665	235	871	474	3	3	1589	+ 1.0	759 (47.8%)
Louth/Meath	190	163	2406	536	2128	858	38	22	4762	+ 0.2	1579 (33.2%)
Mayo	30	29	223	83	319	208	3	3	575	-11.4	323 (56.2%)
Roscommon/Galway East	40	34	282	119	435	232	1	1	758	-14.8	386 (50.9%)
Sligo/Leitrim	51	47	549	251	623	378	-	-	1223	+ 4.1	676 (55.3%)
Tipperary	109	105	1086	314	968	386	2	1	2165	- 1.6	806 (37.2%)
Waterford/Kilkenny	49	44	1013	385	765	355	9	5	1836	- 4.6	789 (43.0%)
Wexford	76	74	1350	515	1334	597	26	26	2786	+ 2.9	1212 (43.5%)
<b>TOTALS</b>	2331	1912	41003	12008	55945	17932	448	321	99727	- 2.6	32173 (32.2%)
<b>CITY AREAS</b>											
Dublin Metropolitan	803	526	21841	6039	34800	8357	220	173	57664	- 4.8	15095 (26.2%)
Cork	240	203	3379	786	4355	1816	6	5	7980	+20.4	2810 (35.2%)
Limerick	73	67	1835	596	2023	801	34	10	3965	-10.5	1474 (37.2%)
Galway	31	23	530	81	789	301	2	2	1352	- 3.1	407 (30.1%)
Waterford	17	15	345	106	300	176	-	-	662	- 11.0	297 (44.9%)

**INDICTABLE OFFENCES WHICH BECAME KNOWN TO THE GARDAI DURING THE YEAR ENDED 31st DECEMBER, 1984**

(1) NATURE OF OFFENCES	(2) No. of Offences reported or known	(3) No. of Offences in which Criminal Proceedings were	RESULT OF PROCEEDINGS IN CASES													(16) Still Pending in District Court	(17) Crime for which the perpetrators were detected but for which no proceedings are shown.	Number (by Sex and Age Groups) of Persons convicted or against whom the Charge was held proved and Order made without Conviction.									
			(4) Informations refused	Dealt with on Indictment and					(10) Committed for Trial and still awaiting Trial	Dealt with Summarily and					(18) Under 14 Years			(19) 14 and under 17 years		(20) 17 and under 21 years		(21) 21 years and over		(22) Total			
				(5) Convicted	(6) Acquitted	(7) Found Insane & incapable of Pleading	(8) Nolle Prosequi entered	(9) Adjourned Sine Die or otherwise disposed of		(11) Convicted	(12) Dismissed	(13) Charge proved & order made without Conviction	(14) Charge Withdrawn	(15) Adjourned Sine Die or otherwise disposed of	M			F	M	F	M	F	M		F		
															(2)			(3)	(4)	(5)	(6)	(7)	(8)		(9)	(10)	(11)
<b>GROUP I</b>																											
Offences Against The Person																											
1. Murder (of persons aged above one year)	21	17		5						8					4	3							3	3			
2. Murder (of infants aged one year and under)	2	1											1			1											
3. Infanticide																											
4. Attempts to Murder	8	1												1	2												
5. Threats, Conspiracy, or incitement to Murder																											
6. Manslaughter (other than Traffic Fatalities)	6	5		3			1							1	1			2		1			3				
7. Manslaughter (Traffic Fatalities)	1	1												1													
8. Dangerous Driving causing Death	15	14		2					2	1					9			1		1			2				
9. Dangerous Driving causing serious bodily harm	4	4							1	1			1		1								1	1			
10. Wounding and Other Acts endangering life (Felonies)	108	88		4				1	2	22	1		2	1	55	2		1	7	10			18				
11. Wounding and Other Acts endangering life (Gardai on duty)	11	10								6	1			1	2			4		1			5				
12. Assault, wounding & other like offences (Misdemeanours)	1181	899		19	4		1	1	12	344	65	20	31	15	387	37	1	20	100	5	221	7	354				
13. Assault, wounding & other like offences (Gardai on duty)	600	561		24	1		1		4	278	13	10	6	8	216	6		7	83	2	164	16	272				
14. Endangering Railway Passengers																											







**INDICTABLE OFFENCES WHICH BECAME KNOWN TO THE GARDAI DURING THE YEAR ENDED 31st DECEMBER, 1984**

(1) NATURE OF OFFENCES	(2) No. of Offences reported or known	(3) No. of Offences in which Criminal Proceedings were Commenced	RESULT OF PROCEEDINGS IN CASES												(16) Still Pending in District Court	(17) Crime for which the perpetrators were detected but for which no proceedings are shown.	Number (by Sex and Age Groups) of Persons convicted or against whom the Charge was held proved and Order made without Conviction.									
			(4) Informations refused	(5) Dealt with on Indictment and					(10) Committed for Trial and still awaiting Trial	(11) Dealt with Summarily and							(18) Under 14 Years		(19) 14 and under 17 years		(20) 17 and under 21 years		(21) 21 years and over		(22) Total	
				(5) Convicted	(6) Acquitted	(7) Found Insane & incapable of Pleading	(8) Nolle Prosequi entered	(9) Adjourned Sine Die or otherwise disposed of		(11) Convicted	(12) Dismissed	(13) Charge proved & order made without Conviction	(14) Charge Withdrawn	(15) Adjourned Sine Die or otherwise disposed of			M	F	M	F	M	F	M	F		
GROUP II Offences against property with violence																										
37. Burglary	35228	9094	2	226	1			2	108	3417	103	103	54	52	5026	710	57	10	540	10	1101	23	1128	48	2017	
38. Aggravated Burglary	1129	303		21					12	61	1		3		205	1			2		26		47	1	76	
39. Robbery	1799	483		19	1		1		17	114	4	4	1	6	316	8	1		8	2	52	1	49	1	114	
40. Robbery with Arms	79	11		2					3				1		5								3		3	
41. Assaulting dwelling house (by firing shots into them or by use of explosives)	4																									
42. Threatening to publish or publishing with intent to extort																										
43. Arson	189	63		2					5	21	1	1	1	2	30	17			1		10		11		22	
44. Killing and Maiming Cattle	7	2								2													2	1	3	
45. Malicious damage to Schools	181	86		1				1		25	2			3	54	21	2		3		15		5		25	
46. Other malicious injury to property	2285	1003		25	2			2	7	485	23	8	14	5	432	123	9		98		196	6	197	7	513	
47. Causing an explosion likely to endanger life or damage property	2	2								2											2				2	
48. Attempting to cause an explosion																										
49. Possession of explosive substances	8	6						1			1				4	2										
50. Making of Explosives																										







VALUE OF PROPERTY STOLEN AND RECOVERED IN 1984

Table showing:- (1) Offences against property with violence (lines 37 to 40, inclusive, of the table of indictable offences for 1984)  
 (2) Larcenies etc. offences against property without violence (lines 55 to 59, inclusive, of table of indictable offences for 1984).

	Less than £10	£10 and less than £50	£50 and less than £100	£100 and less than £200	£200 and less than £300	£300 and less than £400	£400 and less than £500	£500 and less than £1,000	£1,000 and less than £5,000	£5,000 and over	Total No. of crimes	Total value of property stolen £	Total value of property recovered £	Total No. of cases in which no property was stolen
(1) No. of offences against property with violence	1,656	5,345	3,970	4,802	3,086	1,946	1,614	4,696	4,210	583	31,908	21,693,624	1,373,158	6,327
(2) No. of larcenies etc.	4,195	13,821	9,501	9,196	4,182	2,081	1,308	2,586	2,024	247	49,141	12,780,628	1,199,366	759

TOTAL VALUE OF PROPERTY STOLEN

1984           £34,474,252

1983           £43,779,081

TOTAL VALUE OF PROPERTY RECOVERED

£2,572,524       (7.5%)

£2,282,748       (5.2%)

**AGE ANALYSIS OF MURDERED PERSONS — 1984**

Age in years	0-9	10-14	15-16	17-20	21-29	30-64	65-74	75-99
No of persons	2	2	1	—	4	6	3	5

**MURDERS RECORDED AND DETECTED IN 1984 BY DIVISIONS**

Division	Recorded	Detected
Carlow/Kildare	—	—
Cavan/Monaghan	1	1
Cork East	2	2
Cork West	1	1
Clare	—	—
Donegal	—	—
Dublin Metropolitan Area		
— Northern	1	1
— North Central	1	1
— South Central	2	2
— Southern	—	—
— Eastern	1	1
Galway West	1	1
Kerry	1	1
Leix/Offaly	—	—
Limerick	1	1
Longford/Westmeath	1	1
Louth/Meath	3	2
Mayo	2	2
Roscommon/Galway East	2	2
Sligo/Leitrim	—	—
Tipperary	1	1
Waterford/Kilkenny	—	—
Wexford	2	2
<b>TOTALS</b>	<b>23</b>	<b>22</b>

**ANALYSIS OF AGGRAVATED BURGLARIES WHERE FIREARMS WERE USED AND ARMED ROBBERIES -  
LINES 38 AND 40 TABLE OF INDICTABLE OFFENCES - 1984**

	House/ Flat	Bank	P.O.	Betting Office	Licensed Premises	Chemist Shop	Shop/ Stall	Garage	Factory/ Store	Hospital	Office	Public Bldg.	Railway Stn.	School	Hotel	Petrol Stn.	Street/ Road	Other	TOTAL
Carlow/Kildare	3		5		3		3		1							1	2		18
Cavan/Monaghan	6		1		1												1		9
Clare	2	1																	3
Cork East		1															1		3
Cork West																			
Donegal	1		3														1		5
DMA - Northern	6	2	2	2	10		14	1	2	1	4	2	1	1	1	4	24	3	80
North Central	3		1	3	14	1	20	2	3		1				2	3	7	9	69
South Central	5	2	4	4	14	2	23	1	1		5		1			1	10	11	84
Southern	5	2	4	1	3	2	21	6	2		6			1		5	16	5	79
Eastern	4	1	4	1	3	4	6				1		2				3	2	31
Galway West								1											1
Kerry	3								1										4
Leix/Offaly	2						1												3
Limerick	1		1		2												1		5
Longford/Westmeath	1												1				2		4
Louth/Meath	8	1	3		2		1		1		1					2	9	4	32
Mayo			1														1		2
Roscommon/Galway East	1																		1
Sligo/Leitrim																			
Tipperary																			
Waterford/Kilkenny			2				1										1		4
Wexford			1		1						1								3
<b>TOTALS</b>	51	10	32	11	53	9	90	11	11	1	20	2	5	2	3	16	79	34	440

**CASH ANALYSIS OF AGGRAVATED BURGLARIES WHERE FIREARMS WERE USED AND ARMED ROBBERIES - 1984**

Up to £99.99	3			1	6	5	27	3			3	1	1			7	11	3	71
£100 to £499.99	11		2	7	18	3	21	4	1		1		1	1		6	22	11	109
£500 to £999.99	8		2		7		7	1	1		2						4	5	37
£1000 to £4999.99	12	5	14	1	13		7	2	1		11	1	1	1	2	1	16	10	98
£5000 +	6	3	13		4		10	1	7	1	3		2		1		13	3	67
Nothing taken.	11	2	1	2	5	1	18		1						2		13	2	58
<b>TOTALS</b>	51	10	32	11	53	9	90	11	11	1	20	2	5	2	3	16	79	34	440

## ARMS, AMMUNITION, EXPLOSIVES SEIZED BY THE GARDAÍ DURING THE YEAR 1984

During the year, 1984, the following quantities of arms, ammunition, explosives, etc., illegally held, were seized by the Gardaí from various sources.

314	Firearms (including rifles, shotguns, machineguns, pistols, revolvers, etc).
3,142	Rounds of ammunition (assorted).
1,062	Shotgun cartridges.
24	Magazines.
101	Detonators.
1,005	Lbs. of assorted explosives.
725	Shotgun shells
13	Bombs of various types
9	Hand grenades.
4	Rockets

In addition to the above, large quantities of cordtex, detonating fuse wire and bell wire were seized. A large amount of component parts of firearms were seized together with assorted bomb making material and explosive items, as well as timing devices and walkie-talkie sets.

### SCENES OF CRIME EXAMINATION

During the year Scenes of Crime Examiners from the Fingerprint Section of the Technical Bureau attended the scenes of 24,535 crimes, compared with 26,199 during the previous year. Fingermarks from the scenes of 5,952 crimes were received at Fingerprint Section from Scenes of Crime Examiners throughout the country. In 1,646 instances the fingermarks of culprits were identified compared with 1,067 identifications in 1983. 1,174 scenes of crime were visited by members attached to Ballistics Section at Headquarters compared with 1,052 scenes visited during the previous year.

### FORENSIC SCIENCE

In 1984 the Forensic Science Laboratory handled 3,237 cases. Of these 1,568 were drugs cases and the other 1,669 cases involved offences like murder, fires, armed robberies, use of firearms, explosives, rapes, hit-and-run accidents and miscellaneous offences. There were 132 cases involving the use of firearms and 38 involving explosive substances.

### MISSING PERSONS

During the year 1,110 persons were reported missing. At the end of the year 39 persons were still not traced.

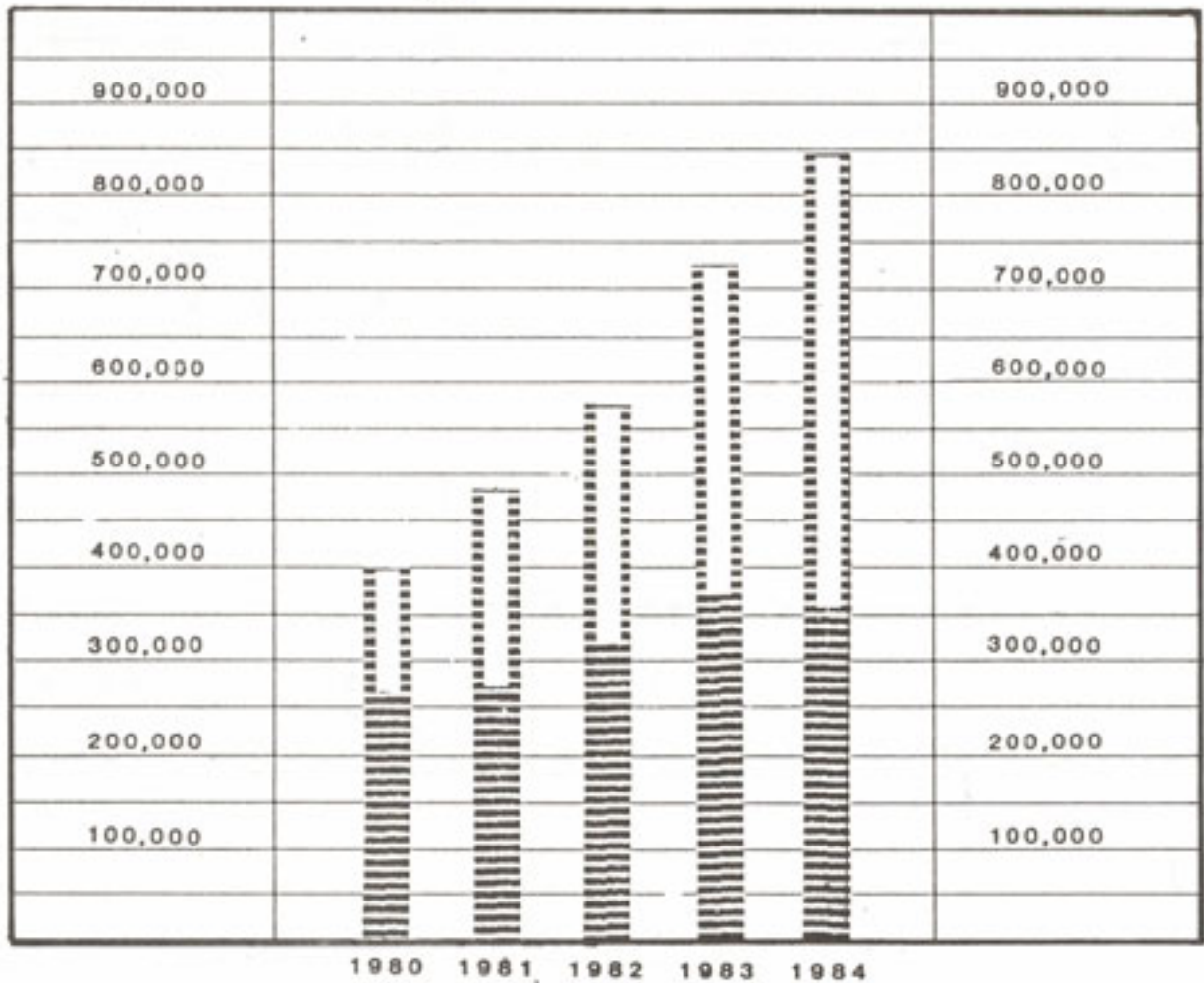
### DOG HANDLERS

During the year a total of 112 arrests were made by dog handlers with dogs. A total of 399 arrests were made by handlers and dogs while rendering assistance to other members during 1984.



# NON-INDICTABLE OFFENCES

Non-Indictable offences in which proceedings were taken  
Persons convicted



See Appendix "B"

## Non-Indictable Offences — Proceedings and persons convicted in Year 1984

OFFENCES	No of Offences in which proceedings were taken	Charges withdrawn or dismissed	Number of convictions	Charges proved and order made without conviction	Adjourned or otherwise disposed of	No of persons convicted or against whom charge was held proved or order made without conviction
(1)	(2)	(3)	(4)	(5)	(6)	(7)
1. (a) Assaults	5,614	1,017	3,282	340	975	3,336
(b) Assaults (Gardai on duty)	1,013	124	647	43	199	609
2. Cruelty to animals	118	11	98	2	7	76
3. (a) Dogs, Offences in relation to Licensing of (Finance Act, 1925)	1,243	115	981	120	27	1,011
(b) Dogs Order, 1966 (wearing of dog collars, etc.)	200	27	144	20	9	137
(c) Dogs, Protection of Livestock Act, 1960 (dogs worrying livestock)	108	21	80	5	2	74
4. School Attendance Act, 1926, Offences Against	110	8	97	4	1	101
5. Traffic Acts, Offences against:						
(a) Lighting Regulations — Pedal Cycles (i) No front lamp	1,171	69	617	69	416	647
— Pedal Cycles (ii) No rear lamp	391	27	251	25	88	246
— Pedal Cycles (iii) No reflector	500	64	175	41	220	187
(b) Lighting Regulations — M.P.V.	28,905	2,934	15,438	3,180	7,353	12,942
(c) Lighting Regulations — Animal-drawn vehicles	—	—	—	—	—	—
(d) Licences — Driving	100,321	15,827	42,206	8,462	33,826	37,364
(e) Obstruction	1,773	179	1,369	60	165	1,325
(f) Dangerous Parking	322	54	200	19	49	215
(g) Road Traffic General Bye-Laws, 1964	9,184	765	4,607	918	2,894	5,083
(h) Local Bye-Laws	212,334	132,783	72,352	6,297	902	72,125
(i) Dangerous and Careless Driving	12,461	1,955	7,438	431	2,637	7,506
(j) Compulsory Insurance	107,863	21,592	43,061	7,338	35,872	42,476
(k) <b>Drink and Driving:</b>						
(i) Driving or attempting to drive M.P.V. while drunk	1,028	418	543	—	67	542
(ii) Being in charge of M.P.V. while drunk	98	29	66	—	3	66
(iii) Driving or attempting to drive M.P.V., blood/urine/alcohol concentration above prescribed limit.	6,769	251	5,135	—	1,383	5,134
(iv) Being in charge of M.P.V., blood/urine/alcohol concentration above prescribed limit	362	23	290	—	49	290
(v) Refusing to provide preliminary specimen of breath	349	53	258	—	38	253
(vi) Refusing to provide or permit taking of blood/urine specimen at Garda stations	802	73	593	—	136	580

## Non-Indictable Offences — Proceedings and persons convicted in Year 1984

OFFENCES	No of Offences in which proceedings were taken	Charges withdrawn or dismissed	Number of convictions	Charges proved and order made without conviction	Adjourned or otherwise disposed of	No of persons convicted or against whom charge was held proved or order made without conviction
(1)	(2)	(3)	(4)	(5)	(6)	(7)
(l) Driving or attempting to drive or being in charge of animal-drawn vehicle while drunk	1	—	1	—	—	1
(m) Driving or attempting to drive pedal cycle while drunk	14	1	12	—	1	12
(n) Exceeding speed limit — (i) Built-up area	10,507	564	9,076	480	387	9,264
— (ii) Special	2,560	147	2,014	98	301	1,966
— (iii) Ordinary	1,059	57	945	40	17	949
— (iv) General	3,062	198	2,663	116	85	2,678
(o) Driving dangerously defective M.P.V.	206	22	147	7	29	145
(p) Other offences	23,420	4,383	14,496	2,476	2,065	12,394
(q) Construction Equipment and Use of Vehicles Regulations, 1963						
Construction Equipment — (i) Defective tyres	11,897	863	7,418	949	2,667	6,482
Construction Equipment — (ii) Defective steering	137	13	97	16	11	89
Construction Equipment — (iii) Defective brakes	1,353	112	948	90	203	844
Construction Equipment — (iv) Other Offences	28,118	2,224	15,813	2,385	7,696	13,329
6. (a) Taking M.P.V. without authority	2,300	318	1,511	157	314	1,572
(b) Unauthorised interference with mechanism of M.P.V.	1,191	148	727	98	218	766
(c) Taking possession of pedal cycle without consent	117	9	93	3	12	94
7. Road Transport Acts	1,859	304	1,163	209	183	1,053
8. Roads Act and Finance Acts — Excise Licence	225,855	73,173	94,706	15,241	42,735	86,458
9. Intoxicating Liquor Laws, Offences against:						
(a) Illegally on Licensed Premises during closing hours	11,720	551	10,333	122	714	10,368
(b) Drunkenness, Simple	2,060	154	1,567	128	211	1,634
(c) Drunkenness with aggravation	3,308	299	2,345	225	439	2,465
(d) Offences by Licensed Persons (or their Servants) against closing Regulations	2,372	699	1,385	37	251	1,187
(e) Other Offences by Licensed Persons (or their Servants)	183	37	126	1	19	110
(f) Supplying or selling drink to persons under 18 years	18	11	4	—	3	4
(g) Offences in connection with Registered Clubs	59	5	52	—	2	48
(h) Other offences against Intoxicating Liquor Laws	467	47	374	8	38	341

## Non-Indictable Offences — Proceedings and persons convicted in Year 1984

OFFENCES (1)	No of Offences in which proceedings were taken (2)	Charges withdrawn or dismissed (3)	Number of convictions (4)	Charges proved and order made without conviction (5)	Adjourned or otherwise disposed of (6)	No of persons convicted or against whom charge was held proved or order made without conviction (7)
10. Labour Laws, Offences against	2	—	2	—	—	2
11. Malicious Damage to Animals, Fences, etc.	1,756	223	1,225	61	247	1,165
12. Police Regulations, Offences against:						
(a) Dublin Metropolitan Police Acts	2,041	196	1,119	191	535	1,173
(b) Summary Jurisdiction (Ireland) Act, 1851	469	49	228	28	164	237
13. Prostitution	1	—	—	—	1	—
14. Living on earnings of prostitute	—	—	—	—	—	—
15. Revenue Laws, Offences against	232	57	154	11	10	116
16. Stealing, Receiving or Possessing Stolen Property (not the subject of larceny at Common Law)	408	85	222	13	88	184
17. Street Trading Acts — Offences against	1,470	116	794	77	483	836
18. Vagrancy Acts — Offences against:						
(a) Begging	111	15	79	1	16	78
(b) Other Offences	271	36	173	21	41	174
19. Wireless Telegraphy Act, 1926 — Offences against	92	1	88	—	3	88
20. Firearms Acts — Offences against	244	27	197	8	12	188
21. Explosives — Offences in relation to	6	2	4	—	—	4
22. Misuse of Drugs Act, 1977:						
(a) Unlawful possession of controlled drugs; Section 3	749	63	388	32	266	411
(b) Unlawful possession of controlled drugs with intent to supply; Section 15	194	36	58	9	91	67
(c) Importation of controlled drugs	16	3	4	—	9	4
(d) Cultivation of controlled drugs	23	2	12	—	9	12
(e) Allowing premises etc. to be used	12	1	6	1	4	7
(f) Possession of forged prescription	13	—	6	—	7	6
(g) Forging a prescription	8	1	3	—	4	3
(h) Attempts etc. and miscellaneous offences, Section 21	12	—	9	—	3	9
(i) Other offences	497	80	301	32	84	202
23. Offences under Juries Act, 1976	641	57	110	13	461	123
24. Other Offences	10,757	1,770	7,167	954	866	6,281
<b>TOTAL</b>	<b>846,906</b>	<b>265,578</b>	<b>380,293</b>	<b>51,712</b>	<b>149,323</b>	<b>357,948</b>

**NON-INDICTABLE OFFENCES BY DIVISION - YEAR ENDED 31st. DECEMBER, 1984**

<b>Division</b>	<b>Total No. of offences in which proceedings were taken</b>
Carlow/Kildare	21,157
Cavan/Monaghan	17,749
Cork East	58,940
Cork West	9,776
Clare	10,799
Donegal	13,977
D.M.A.	<b>539,765</b>
Galway West	12,092
Kerry	13,788
Leix/Offaly	14,054
Limerick	22,476
Longford/Westmeath	11,422
Louth/Meath	29,267
Mayo	11,301
Roscommon/Galway East	10,617
Sligo/Leitrim	9,520
Tipperary	15,127
Waterford/Kilkenny	13,920
Wexford	11,159
<b>TOTAL</b>	<b>846,906</b>

The following table shows a breakdown of the principal offences for which proceedings were taken.

<b>Type of offences</b>	<b>Number of offences in which proceedings were taken</b>
Highway Acts (Road Traffic Acts, Road Transport Acts and Roads Act)	798,288
Intoxicating Liquor Laws	20,187
Assaults	6,627
School Attendance Act	110
Dog Acts	1,551
Malicious Damage	1,756
Street Trading Acts	1,470
Vagrancy Acts	382
Drug Offences	1,524
Dublin Metropolitan Police Acts	2,041
Prostitution	1
Other	12,969

## CRIME PREVENTION

A Crime Prevention Advisory Service is available to the public in each Garda Division. In Dublin the service is provided by one Detective Inspector and four Sergeants. In addition, there are nineteen Sergeants so employed at different centres throughout the country.

This service is provided by way of security surveys at business premises and by the transmission of advice to the public generally on crime prevention matters. Every opportunity is taken to generate public interest in the prevention of crime and the methods of spreading the message include:- the distribution of literature; press publications; coverage on t.v./radio; talks/lectures and the mounting of exhibitions. The weekly "Garda Patrol" t.v. programme plays an immeasurable part in acquainting the public on crime trends and on protective procedures. This programme is also regarded as a very valuable medium of information in the detection of serious crime.

The countrywide attacks on the elderly has been a disturbing development. The Force is deeply appreciative of the initiative shown by rurally based community organisations in promoting a national campaign designed to provide reassurance for the elderly, to furnish them with advice on self protective measures and on means of communicating information about strange persons or happenings. Members of the Force have liaised with community leaders in identifying persons at risk and in providing the required advice and assistance. This campaign has resulted in an abatement in the level of attacks and the cultivation of a degree of community co-operation and vigilance where the Garda Síochána are procuring valuable information in their efforts to bring the perpetrators to justice.

## JUVENILE LIAISON SCHEME

Seventy members of the Force are employed in the operation of the Scheme and these are based at thirty-eight centres in Dublin and throughout the country. Juvenile offenders are admitted to the Scheme, subject to special conditions, and cautioned as an alternative to being prosecuted before the courts.

Juvenile Liaison Officers are appointed on the basis of their experience, aptitude and commitment for dealing with the youth and because of their involvement with general community affairs. Each appointee undergoes a course of training designed to familiarise him/her with all facets of youth work.

The supervision of juvenile offenders and potential delinquents is a feature of the scheme and one to which Juvenile Liaison Officers pay special attention. Talks and lectures to youth groups are also components of the Scheme to which Juvenile Liaison Officers specially address themselves.

Particulars		DMA	All other Divisions	TOTAL
Juveniles admitted to the Scheme since its inception in 1963	Boys	9,666	10,190	19,856
	Girls	1,615	1,827	3,442
	TOTALS	11,281	12,017	23,298
Recidivists		1,150	1,185	2,335
Cases closed, subject 17 years of age		4,900	4,839	9,739
Cases closed, supervision withdrawn after 2 years		3,847	3,532	7,379
Number of visits to homes of delinquents		151,371	155,100	306,471
Visits to Boys' Clubs		22,364	33,908	56,272
Lectures and Meetings		10,148	21,171	31,319

During 1984, 2,552 juveniles were admitted to the scheme (2,115 boys and 437 girls).

Particulars		DMA	All other Divisions	TOTAL
Juveniles admitted during 1984	Boys	887	1,228	2,115
	Girls	136	301	437
	<b>TOTALS</b>	<b>1,023</b>	<b>1,529</b>	<b>2,552</b>
Recidivists		76	144	220
Cases closed, subject 17 years of age		366	615	981
Cases closed, supervision withdrawn after 2 years		386	866	1,252
Visits to delinquents' homes		9,043	14,987	24,030
Visits to Boys' Clubs		1,905	4,001	5,906
Lectures and Meetings		1,028	2,632	3,660

#### **GARDA COMMUNITY RELATIONS**

The Community Relations Section at Garda Headquarters is responsible for the administration of community relations matters, the Crime Prevention Advisory Service and the Juvenile Liaison Scheme. The objectives of the Section are to establish ways and means of fostering good relations between the Garda Síochána and the community and to advise the public on how to protect itself and its property against criminal attack.

The Section is under the control of a chief superintendent who has a staff of one superintendent, one inspector, three sergeants and two gardai. Members attached to the Section liaise with statutory and voluntary bodies and represent the Force on various committees that are charged with responsibility for examining certain types of crime and with devising preventive strategies. In addition, they address meetings of community groups on different aspects of police work. The Neighbourhood Watch concept is being examined by staff at the Section and it is intended to extend its implementation to all parts of the country. This Scheme involves community participation in the maintenance of law and order with particular emphasis on the immediate area in which one lives.

The organisation and operation of the Scheme in a neighbourhood is the responsibility of its residents in co-operation with local Gardai. The object of the exercise is to prevent residential crime, particularly that of burglary and to alter the concentration on detection to that of prevention. There are heartening signs that the public are recognising that Neighbourhood Watch is a meaningful way in which the community can assist in preventing criminal activity. During 1984, the section has been examining the way in which police services are delivered to the public. Two experimental projects in suburban areas of the Dublin Metropolitan Area are underway with the consequences that the Gardai and the community are working in a close co-ordinated approach to the problems of the areas. This programme incorporates the principles underlying Neighbourhood Watch, an enlightened understanding of the Garda role and the importance of good Garda/Community liaison.

#### **MISUSE OF DRUGS**

During 1984 a total of 1,369 persons were charged with offences under the Misuse of Drugs Act 1977/1984. This compares with 1,822 persons charged in 1983.

The total number of seizures of controlled drugs in 1984 was 1,704. This compares with 2,278 in 1983. These figures show very significant reductions of 24.9% in the number of persons charged and 25.2% in the number of drug seizures made during the year.

There are also very noticeable decreases in the amounts of all the major drugs of abuse seized in 1984. Heroin show a decrease of 61.9%, Cannabis Resin 97.4% and Cocaine 17.6%.

The drug courses which have been ongoing at Garda Headquarters since 1981 continued throughout the year. At the end of 1984 a total of 1,949 members of the Garda Síochána of all ranks had undergone these courses. This gives an average of 52 Gardai trained in each Garda Division outside the Dublin Area. Over 1,000 Gardai are trained in Dublin.

The continued co-operation of the Customs Service in the fight against drug abuse is appreciated and Customs Officers were responsible for many seizures at points of entry into the State during 1984.

As in previous years the demand for members of the Gardai to give talks and lectures on drug abuse continued to increase. This is obviously due to the greater public awareness of the drug problem. In 1984 a total of 1,135 talks and lectures were given to interested groups and organisations. This figure compares with 1,294 in 1983 and 1,039 in 1982.

#### **SUB-AQUA UNIT**

The Garda Sub-Aqua Unit was established in 1966 to carry out searches for:

- (a) Bodies of victims of crime or drowning accidents.
- (b) Weapons used in the commission of crime or other evidence of crime deposited in water.

The Unit carried out 27 search operations during the year in connection with the investigation of crime. Resulting from 25 underwater search operations the Unit recovered 14 bodies.

#### **THE EMERGENCY 999 SERVICE**

During the year 165,892 emergency 999 calls were received by the Garda. 135,353 calls at the Communications Centre, Dublin Castle; 20,796 at the Communications Room, Union Quay, Cork City; 1,874 calls at Eglinton St. Station, Galway City; 3,264 calls at the Communications Room, Henry St. Limerick; 2,098 calls at the Communications Room Waterford; 817 calls at the Communications Room, Letterkenny; 1,387 calls at the Communications Room Dundalk and 303 calls at the Communications Room, Portlaoise.

#### **STOLEN MOTOR VEHICLE INVESTIGATION UNIT**

This Unit which operates for the whole country is based in Dublin. Close liaison is maintained with similar units in other countries and this co-operation has led to the recovery of many stolen vehicles. 1,375 of these were recorded as stolen. 1,118 of the vehicles recorded as stolen were motor cars, motor vans and lorries, while 257 were motor cycles.

#### **ROAD TRAFFIC**

There were 434 fatal traffic accidents during the year resulting in the deaths of 465 people. These figures show a decrease of 70 in the numbers killed and 52 in the number of accidents compared to the figures for the previous year.

#### **PUBLIC RELATIONS AND PRESS OFFICE**

The Garda Press Office, during the year under review, was engaged in many activities, from the day-to-day function of assisting the media with check calls to the office, to travelling to scenes of serious crimes which attracted media attention.

The highlight of the year, however, was the visit of President Reagan to Ireland in June with the inevitable influx of journalists and camera crews. To cope with this enormous media interest at both national and international level, personnel from the Garda Press Office were located at Press Centres in Limerick, Galway, Cong and Ballyporeen. We are happy to be able to report that the operation was highly successful.

The staff continued to participate in career guidance exhibitions and to give lectures in second-level colleges on numerous occasions.



**DRUG OFFENCES 1984 — AGE GROUPS OF PERSONS CHARGED**

Under 17 years		17 and under 21 years		21 years and over	
Male	Female	Male	Female	Male	Female
11	-	243	38	974	103

**PARTICULARS OF DRUGS SEIZED 1984**

TYPE OF DRUG	QUANTITY SEIZED
Cannabis	2.65kg.
Cannabis Resin	12.52kg.
Cannabis Plants	840
Hash Oil	1.086g.
Opium Plants	80
Cocaine	80.17g.
Heroin	525.14g.
Opium	120g.
Morphine	124t.
Psilocin	274g.
LSD	579 units
Barbiturates	1047t.
Amphetamines	1.36g.
Synthetic Opiates	850m.l.

t. — tablet  
g. — gramme  
kg. — kilogramme  
m.l. — millilitre

DRUG OFFENCES — PERSONS CHARGED 1984

DIVISIONS	No. of Persons Charged	Persons Charged		TYPE OF DRUG	No. of Persons Charged
		Nationality	Number		
Dublin Metropolitan Area	1105	Irish	1341	Cannabis Resin	533
Carlow/Kildare	9	British	15	Cannabis	214
Cavan/Monaghan	-	N. American	3	Heroin	340
Clare	12	Ghanian	3	Morphine	3
Cork East	99	Nigerian	2	Opium	1
Cork West	19	Spanish	2	Barbiturates	12
Donegal	3	Iranian	2	Synthetic Opiates	44
Galway West	11	S. African	1	Cocaine	23
Kerry	4			LSD.	18
Leix/Offaly	1			Psilocin	15
Limerick	59			Amphetamines	8
Longford/Westmeath	1				
Louth/Meath	11				
Mayo	3				
Roscommon/Galway East	-				
Sligo/Leitrim	4				
Tipperary	3				
Waterford/Kilkenny	13				
Wexford	12				
				<b>Other Offences Under Misuse of Drugs Act 1977</b>	
				Forged Prescriptions	95
				Importation of Drugs	17
				Cultivation of Cannabis Plants	18
				Allow Premises to be used for Drug Abuse	27
				Cultivating Opium	1
<b>TOTALS</b>	<b>1369</b>	<b>TOTALS</b>	<b>1369</b>	<b>TOTAL</b>	<b>1369</b>

CRIMES IN WHICH DRUGS AND POISONS WERE STOLEN BY TYPE OF PREMISES OR PLACE 1984

	House/ Flat	Chemist Shop	Clinic	Shop/ Stall	Factory/ Store	School	Railway Station	Hospital	Hotel	Licensed Premises	Car Park	Street/ Road	Other	TOTAL
Carlow/Kildare	1	4	1			1							1	8
Cavan/Monaghan		1											1	2
Clare														
Cork East	3	1		1	1							7	4	17
Cork West				1										1
Donegal		1									1			2
DMA - Northern	2	13	1								3	7	7	33
North Central	5	10		4	1			1	1	2	1	13	6	44
South Central	3	5	1	2	1			2	1		2	9	3	29
Southern	5	14			7			1			1	4	5	37
Eastern	4	9				1				1	1	4	1	21
Galway West		3												3
Kerry														
Leix/Offaly		2												2
Limerick	1	3		2							1		1	8
Longford/Westmeath		1											1	2
Louth/Meath		12	2	1	1							3	2	21
Mayo														
Roscommon/Galway East				2										2
Sligo/Leitrim		1											1	2
Tipperary	1	1					1							3
Waterford/Kilkenny	1	1	1						1				1	5
Wexford		1											1	2
<b>TOTALS</b>	<b>26</b>	<b>83</b>	<b>6</b>	<b>13</b>	<b>11</b>	<b>2</b>	<b>1</b>	<b>4</b>	<b>3</b>	<b>3</b>	<b>10</b>	<b>47</b>	<b>35</b>	<b>244</b>

**TRAFFIC OFFENCES - DRINK AND DRIVING 1984**  
**ANNUAL STATISTICS OF BREATH TESTS**  
**BLOOD/URINE TESTS, ARRESTS, ETC.**

<b>1.</b>	<b>BREATH TESTS</b>	
	(a) Total number of persons breath tested	12,417
	(b) Breath test positive	7,499
	(c) Breath test negative	4,918
	(d) Breath test refused	398
<b>2.</b>	<b>BLOOD/URINE TESTS</b>	
	(a) Blood specimen given	5,717
	(b) Urine specimen given	2,755
	(c) Specimen refused	914
<b>3.</b>	<b>ARRESTS</b>	
	(a) For refusing breath tests (Sections 12 and 13 of the Road Traffic (Amendment) Act, 1978)	398
	(b) Arrest without breath test (Sections 49 and 50 R.T.A. 1961 as amended by Sections 10 and 11 Road Traffic (Amendment) Act, 1978)	2,576
<b>4.</b>	<b>ANALYSES OF SPECIMENS</b>	
	(a) Under prescribed concentration	682
	(b) Over prescribed concentration	7,509
	(c) Specimens still to be analysed at end of year	209
	(d) Insufficient or spoiled	72
	<b>TOTAL ANALYSES</b>	<b>8,472</b>

NON INDICTABLE OFFENCES (TRAFFIC) — 1984

—DRINK AND DRIVING—

SEX AND AGE OF PERSONS CONVICTED

(1) OFFENCE	(2) Persons Convicted	(3) 17 and under 21 years		(4) 21 years and over	
		M.	F.	M.	F.
Driving or attempting to drive a M.P.V. while drunk or with a blood/urine/alcohol concentration above the prescribed limit.	5,676	229	5	5,283	159
Being in charge of M.P.V. while drunk or with a blood/urine/alcohol concentration above the prescribed limit.	356	12	-	341	3
Refusing to provide or permit the taking of blood/urine specimen at Garda Station.	580	14	-	556	10
Refusing to provide a preliminary specimen of breath	253	9	-	235	9

FINE ON THE SPOT NOTICES ISSUED IN 1984

	Parking Violations	Non Display of Licence Disc.
Gardaí	107,160	42,663
Wardens	502,197	118,377
<b>TOTAL</b>	<b>609,357</b>	<b>161,040</b>
Fines Paid	265,896	44,212
Court Proceedings	205,545	73,909
Notices Cancelled	22,900	11,494
Proceedings Pending	101,901	31,321
Spoiled Notices	13,115	104

ROAD TRAFFIC ACT 1961 (SECTION 103) OFFENCES REGULATIONS, 1976  
 Parking Violations – Fine on the Spot Notices Issued – 1934

	Carlow/ Kildare	Cavan/ Monaghan	Clare	Cork East	Cork West	Donegal	DMA	Galway West	Kerry	Leix/Offaly	Limerick	Longford/ Westmeath	Louth/Meath	Mayo	Roscommon/ Galway East	Sligo/Leitrim	Tipperary	Waterford/ Kilkenny	Wexford	TOTAL	
Gardai	244	1511	576	54192	350	2373	30118	2768	2397	252	2548	2697	652	739	1057	1897	557	983	1049	107160	
Wardens							499352		2123			722									502197
<b>TOTALS</b>	244	1511	576	54192	350	2573	529470	2768	4520	252	2548	3419	652	739	1057	1897	557	983	1049	609357	
Fines Paid	158	877	329	26448	240	1330	224240	1247	2733	169	1569	2155	372	380	721	1172	324	711	721	265896	
Court Proceedings	20	37	58	12391	10	66	190859	199	254	36	441	412	34	185	126	219	77	67	54	205545	
Notices Cancelled	5	27	25	4447	10	109	16489	321	877	16	64	154	29	41	51	96	47	41	51	22900	
Proceedings Pending	59	555	163	7495	90	1051	88311	997	647	29	473	656	211	129	159	403	109	156	208	101901	
Spoiled Notices	2	15	1	3411		17	9571	4	9	2	1	42	6	4		7		8	15	13115	

## OFFENCES RECORDED AND DETECTED 1975-1984

Year	Recorded	Detected
1975	48,387	21,011
1976	54,382	22,482
1977	62,946	24,439
1978	62,000	25,286
1979	64,057	26,370
1980	72,782	29,017
1981	89,400	32,754
1982	97,626	32,788
1983	102,387	33,699
1984	99,727	32,173

## Appendix B

## NON INDICTABLE OFFENCES — Proceedings and Persons convicted 1980-1984

Year	Proceedings	Persons Convicted
1980	402,812	274,400
1981	474,859	281,075
1982	570,803	321,537
1983	729,307	372,460
1984	846,906	357,948

